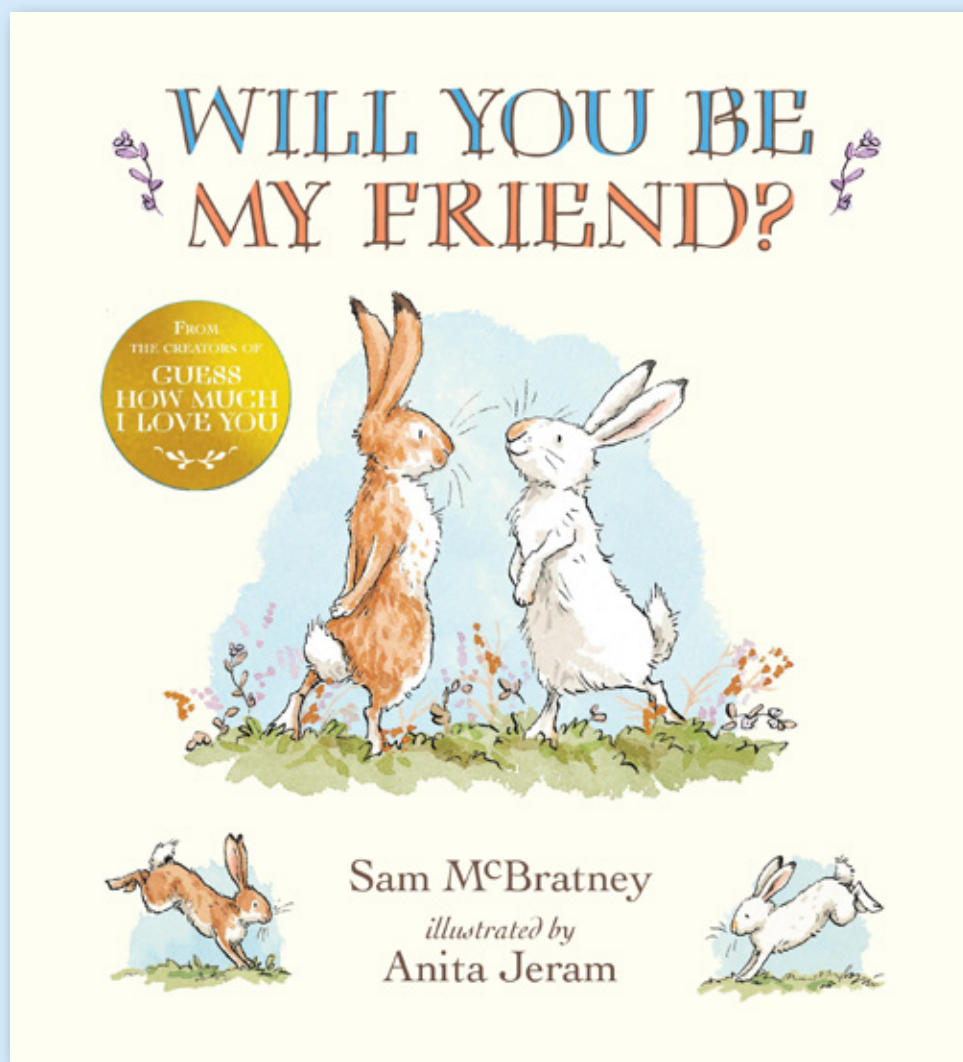


# WILL YOU BE MY FRIEND?

## Activity Kit



The sequel to the international bestseller *Guess How Much I Love You*

When Little Nutbrown Hare sets off exploring on his own,  
something extraordinary happens: he discovers a new friend!

You can join in the fun with these activity sheets.

# Getting to Know You!

Fill out this sheet with your answers, then ask a friend the same questions!

- My name is \_\_\_\_\_.
- My favourite food is \_\_\_\_\_.
- I like to \_\_\_\_\_ in my free time.
- If I were an animal, I'd want to be a \_\_\_\_\_.
- When I'm sad, I like to talk to \_\_\_\_\_.
- My favourite book is \_\_\_\_\_.
- My name is \_\_\_\_\_.
- My favourite food is \_\_\_\_\_.
- I like to \_\_\_\_\_ in my free time.
- If I were an animal, I'd want to be a \_\_\_\_\_.
- When I'm sad, I like to talk to \_\_\_\_\_.
- My favourite book is \_\_\_\_\_.



# Me and My Friend

Fill out this sheet with your answers.

My friend's name is \_\_\_\_\_ .

Some of our favourite things to do together include

\_\_\_\_\_

and

\_\_\_\_\_

and


\_\_\_\_\_ .

Both of us like

\_\_\_\_\_

and

\_\_\_\_\_ .



# Word Search

Find the words from the list in the puzzle.



HARE

TIPPS

FRIENDS

MOUNTAIN

PLAY

FUN

NUTBROWN

TOGETHER

HAPPY

LITTLE



# Colouring Time

Colour in Little Nutbrown Hare and Tipps!



# Colouring Time

Colour in Big Nutbrown Hare, Little Nutbrown Hare and Tipps!



# Friendship Cards

Ask an adult to cut out these cards. Colour them and give them to your friends!



*Will You Be My Friend?* © 2020 by Sam McBratney and Anita Jeram



*Will You Be My Friend?* © 2020 by Sam McBratney and Anita Jeram

# Friendship Cards

Ask an adult to cut out these cards. Colour them and give them to your friends!

To \_\_\_\_\_

From \_\_\_\_\_

I'M GLAD  
WE ARE  
FRIENDS!

To \_\_\_\_\_


From \_\_\_\_\_

I'M GLAD  
WE ARE  
FRIENDS!




# Hide-and-Seek

Time for a game of hide-and-seek!  
Help Little Nutbrown Hare find Tipps.



# I Like to \_\_\_\_\_ with My Friend!

Draw a picture of you and a friend doing something fun.





Ask an adult to cut out this picture frame.  
Colour and tape it to a piece of cardboard.  
Ask an adult to cut out the centre square.

Attach another piece of cardboard  
to the back using tape or glue  
along the bottom and two sides.

Then slip a photo of you and  
a friend between the two pieces of  
cardboard to show through the window.

# I'M SO GLAD YOU ARE MY FRIEND



**WALKER BOOKS**

Illustrations copyright © 2020 by Anita Jeram